

HOW TO DOWNLOAD A BOOK FROM FREADING AND TRANSFER TO YOUR EREADER

To download Freading eBooks to a PC, you must have Adobe Digital Editions installed on your computer.

Search the Freading site and find an eBook you are interested in.

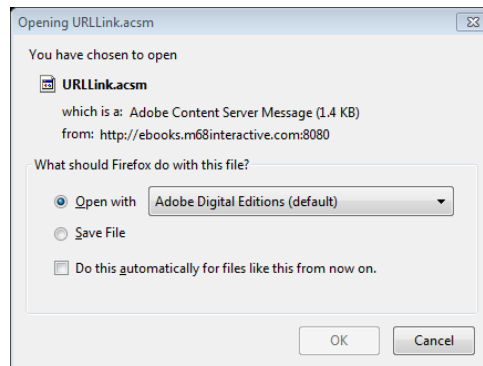
The screenshot shows the library's website interface. At the top, there's a search bar with the text "Enter Keywords" and a dropdown menu set to "Book Title". To the right, it says "Tokens Used: 2/18 | My Downloads | Wishlist | Logout". Below the search bar are icons for ePUB and PDF formats. A navigation menu includes "Home", "Top Downloads", "New Arrivals", "Categories", and "FAQ". The main content area displays a "Home > Top Downloads" section with three book covers: "Water for Elephants", "Sorry I Pooped in Your Shoe", and "If You Lived Here, I'd Know Your Name". A blue callout box highlights the third book, showing its title, publisher (Algonquin Books), a brief description, a star rating of 4.5 (Good), and a "Download EPUB" link. A text box on the right explains that hovering over a book image displays a pop-up with a "Download EPUB" link. A blue button at the bottom says "Start here to read ebooks."

Click on the book image and the full book description will be displayed.

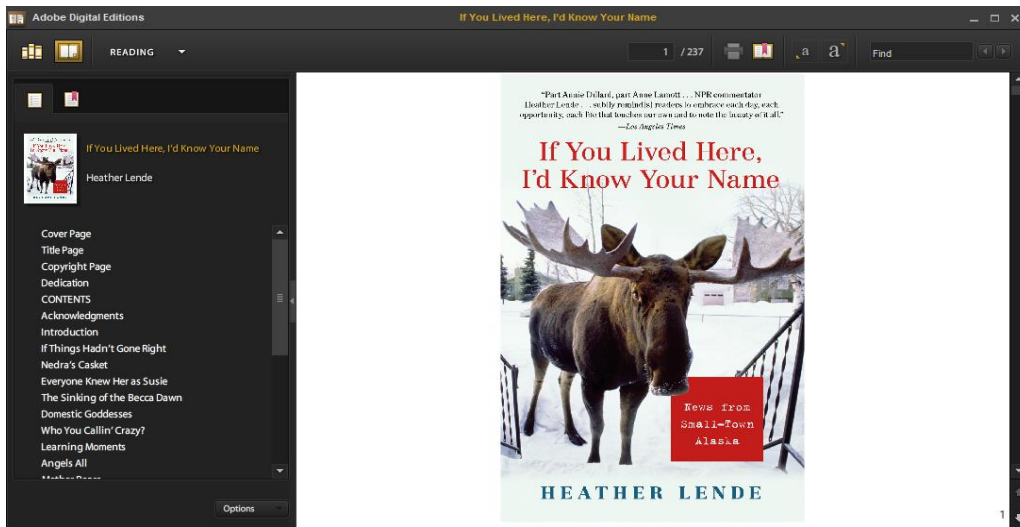
This screenshot shows the full book page for "If You Lived Here, I'd Know Your Name" by Heather Lende. The page includes the book cover, publisher (Algonquin Books), author (Lende, Heather), and category (BIOGRAPHY & AUTOBIOGRAPHY > General). A detailed description of the book is provided, along with a star rating of 4.5 (19 Reviews) and a "Download EPUB" link. A blue arrow points to the "Download EPUB" link, which is labeled "Cost 1 token". There is also a "Recommend this on Google" button.

To start the download process, click on the "Download EPUB" link.

If you are using Internet Explorer or Firefox, you will be asked to Open, Save, or Cancel. **Click Open with.** In Chrome, double clicking the URL link will open Adobe.



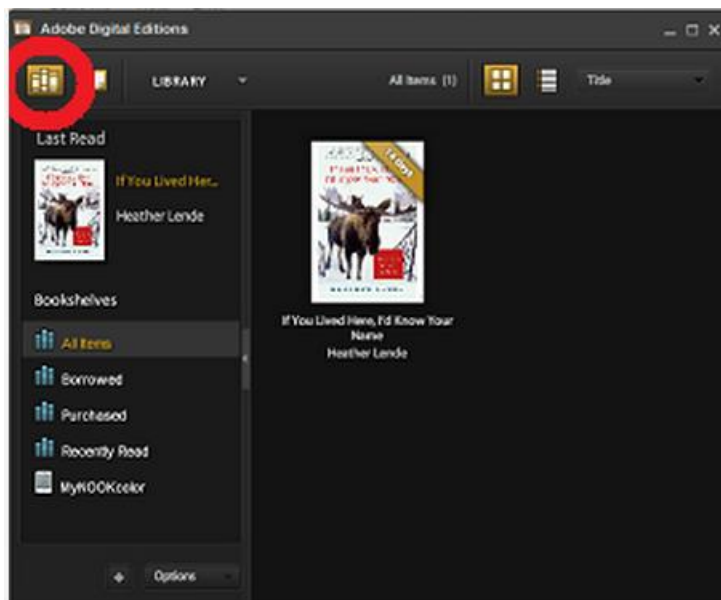
The book will automatically open in Adobe Digital Editions.



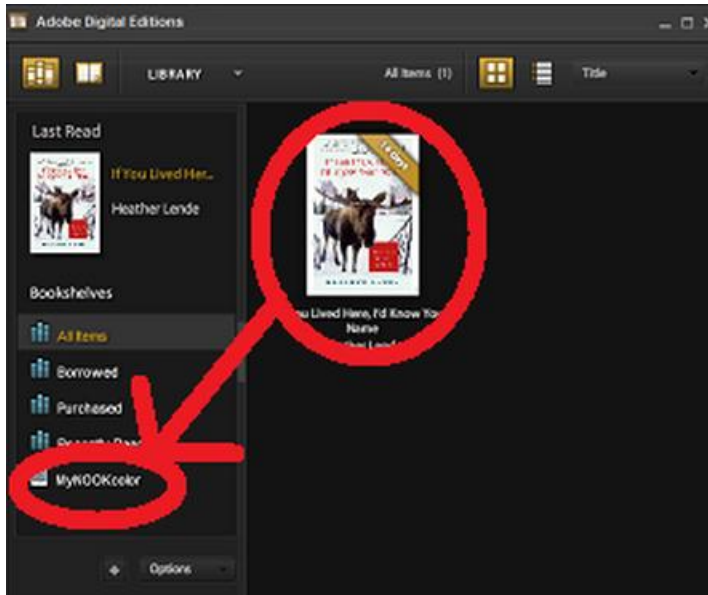
Once the book has finished downloading, it will open in the Reading View. You can read the book on your computer or you can transfer it to your eReader.

NOW, YOU CAN TRANSFER YOUR BOOK TO YOUR EREADER

1. Connect your eReader to your computer via the USB cord.
2. The first time you connect your eReader to your computer, you may have to install necessary components. Follow the directions on your computer.
3. Open Adobe Digital Editions on your computer.
4. You should see the name of your device appear in the left hand pane (for example: Brian's Nook)
5. Select the "Library View" button on the top left corner of the screen.



- Click on the eBook title and hold down while you drag the eBook over to the device name on the left side of the screen. This will transfer the eBook to your device.



- Your eBook has now been added to your device. You may safely eject the device, locate the eBook on your device and begin reading.